


**Books and Media for Sign Language**  
Available at Main & Harmony Libraries

*Baby Babble* - Videorecording  
*Baby Signs for Bedtime* by Linda Acredolo  
*Baby Signs for Mealtime* by Linda Acredolo  
*Baby Signs: How to Talk with Your Baby Before Your Baby Can Talk* - Videorecording  
*Baby's First Signs* by Kim Votry  
*Baby's First Signs* by Kim Votry  
*Let's Sign!* by Kelly Ault  
*More Baby's First Signs* by Kim Votry  
*My Baby Can Talk. First signs* - Videorecording  
*My First Baby Signs* by Linda Acredolo  
*My First Signs* by Annie Kubler  
*Signing Time!* - Videorecording

## Baby Sign

Fort Collins Regional Library District






**Baby Sign: Bird**

Flap arms out to sides  
Note: This is not the ASL sign for bird, but is used for baby sign



**Baby Sign: Eat/Food**

Fingertips to lips.



**Baby Sign: More**

Clump fingers together with thumb under others. Tap hands together.



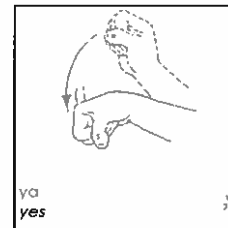
**Baby Sign: Drink or Bottle**

Fingers curled, thumb to mouth, tilting up.



**Baby Sign: Book**

Holding hands flat with palms up, opening and closing.



**Baby Sign: Yes**

Curl hand into fist, move up and down at wrist.



**Baby Sign: Daddy**

Open hand, place thumb on forehead, wiggle fingers.



**Baby Sign: Please**

Circle open hand clockwise-from observer's view-over heart.



**Baby Sign: Mommy**

Open hand, place thumb on chin, wiggle fingers.



**Baby Sign: Thank You**

With fingers of right hand, touch lips, then move hand away from face, palm up.